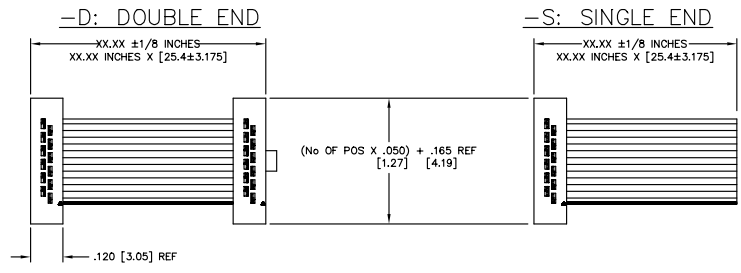


DIMENSIONS ARE IN INCHES		UNLESS OTHERWISE NOTED		TOLERANCES ARE:		TITLE:	DWG NO:
ONE PLACE DECIMALS ± .1	THREE PLACE DECIMALS ± .005	ANGLES ± 5°				.050 X .050 C.L. FEMALE IDC ASSEMBLY	FFSD-XX-X-XX.XX-01-N-XXX-XXX SHEET 1 OF 1
TWO PLACE DECIMALS ± .01	FOUR PLACE DECIMALS ± .0020						



FFSD-XX-X-XX.XX-01-X-N-XXX-XXX

No. OF POSITIONS
POSITIONS AVAILABLE:
-02 THRU -25

END ASSEMBLY
-S: SINGLE END
-D: DOUBLE END

ASSEMBLY LENGTH
(2 INCH MINIMUM)

LEAD STYLE

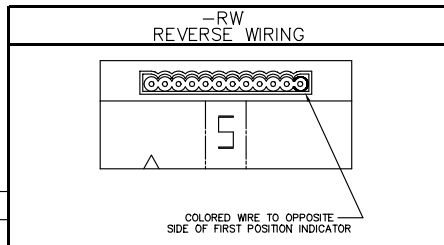
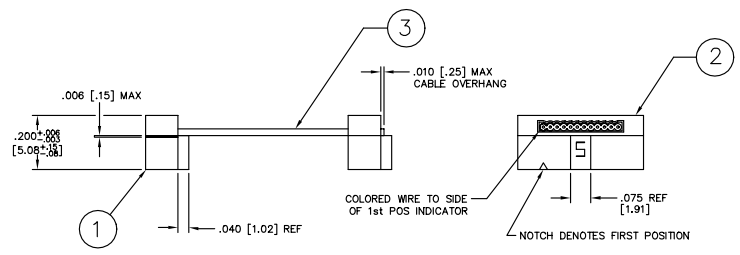
OPTION #2
SEE OPTIONS BELOW

OPTION #1
SEE OPTIONS BELOW

STANDARD POLARIZATION NOTCH
NOT AVAILABLE IN -02 THRU -04
(LEAVE BLANK FOR -02, -03, -04)

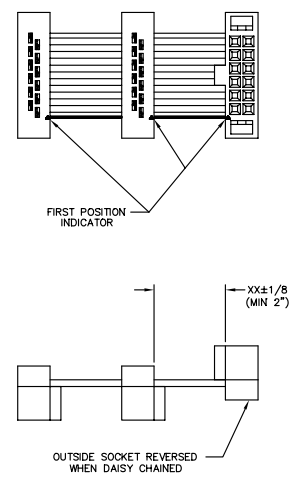
PLATING OPTIONS
-LEAVE BLANK FOR STANDARD, USE C-67-
-S: USE C-67-S
-F: USE C-67-F

NOTE: 1. ALL ASSEMBLIES TO BE 100% ELECTRICALLY TESTED FOR SHORTS AND OPENS.
2. ALL ASSEMBLIES TO BE 100% HI-POT TESTED AT 630V.

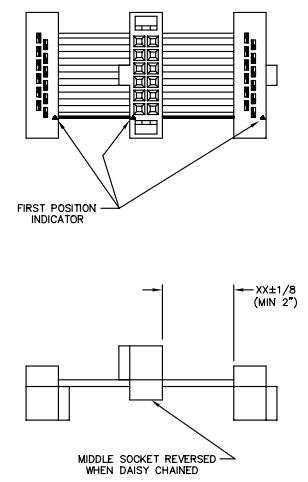


ITEM-1	ITEM-2	ITEM-3
FFS-XX-D	FFC-XX-D	CB-XX-30-7/38-025-GR

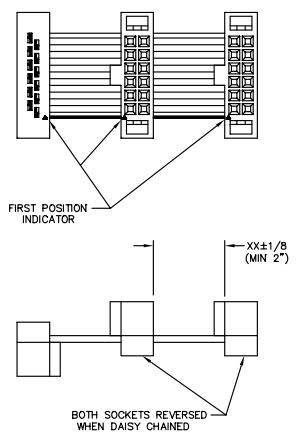
-O OUTSIDE REVERSED



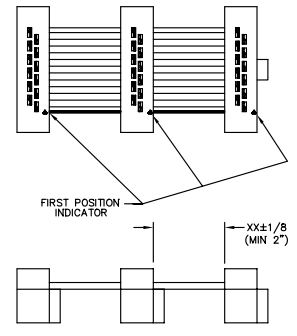
-M MIDDLE REVERSED



-R REVERSED CONNECTOR



-D"XX" DAISY CHAIN-DOUBLE



PROPRIETARY NOTE
THIS DOCUMENT CONTAINS INFORMATION CONFIDENTIAL AND PROPRIETARY TO SAMTEC INC. AND SHALL NOT BE REPRODUCED OR TRANSMITTED TO OTHER DOCUMENTS OR DISCLOSED TO OTHERS OR USED FOR ANY PURPOSE OTHER THAN THAT FOR WHICH IT WAS OBTAINED WITHOUT THE EXPRESSED WRITTEN CONSENT OF SAMTEC INC.

MATERIAL:
Celconex 3314
COLOR: BLACK
25% MAX REGRIND ALLOWED

CABLE:
TINNED COPPER
COLOR: GRAY

CONTACT:
PHOSPHOR BRONZE

PLATING
.000010 GOLD OVER .000050 NICKEL
REMAINDER
.000200 REF TIN OVER .000050 NICKEL

PLOT SCALE: 1=3 / DIMSCALE: .2

EXISPROD\CABLE
FFSD-ASM

samtec

520 PARK EAST BLVD. NEW ALBANY, INDIANA 47150
PHONE (812) 944-6733 P.O. BOX 1147
CODE 55322

MADE BY: GREG REIDINGER 2-22-93
CHECKED BY:

ENG APPROVAL: FFSD-XX-X-XX.XX-01-N-XXX-XXX
SHEET 1 OF 1